


Name: \_\_\_\_\_

# Letter Line Up!

Directions. Trace the letters. Fill in the missing letters.

A B C D E F G H I J K L M N O P Q R S T U V W X Y Z

A			D	
	G	H		
K				O
	Q			T
	V			
X		Z		

Name: \_\_\_\_\_


# What is Missing? 1-5



Directions: Cut and paste the correct number for each row.

1	<input type="text"/>	3	4	5
1	2	3	<input type="text"/>	5
1	2	<input type="text"/>	4	5
1	2	3	4	<input type="text"/>

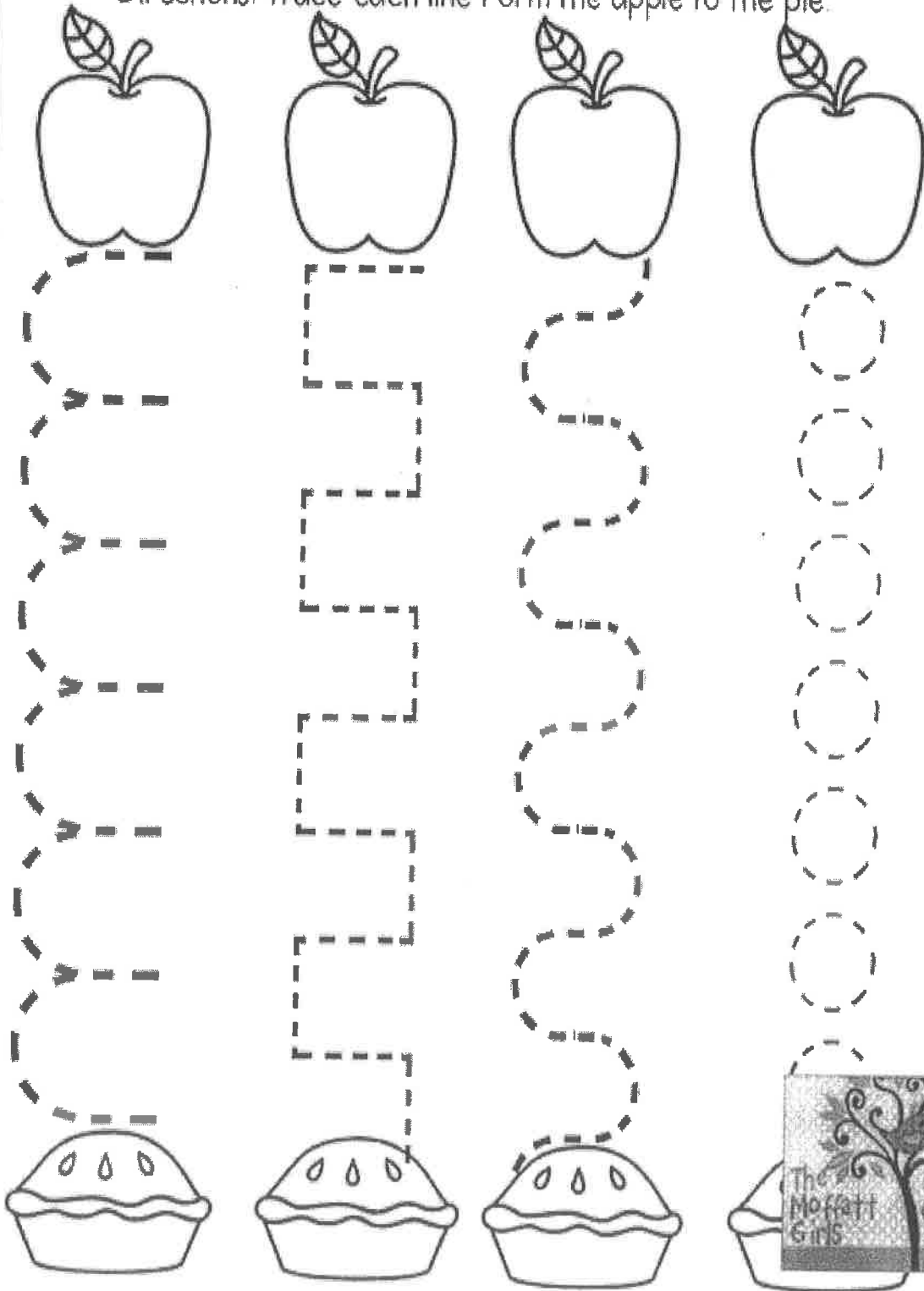
©Annie Moffatt@ The Moffatt Girls 2015




Name: \_\_\_\_\_

# Tracing Practice I

Directions: Trace each line from the apple to the pie.



©A. Moffatt Girls 2015





© Annie Moffatt @ The Moffatt Girls 2014

# Where?

Reader #3

I can read it 3 times:

By: \_\_\_\_\_




© Annie Moffatt @ The Moffatt Girls 2014

# Where?

Reader #3


I can read it 3 times:

By: \_\_\_\_\_




Where is the fan?  
Can you find it?

---




Where is the fan?  
Can you find it?




Where is the van?  
Find the van.

---




Where is the van?  
Find the van.



Where is the pan?  
I can see the pan.

---



Where is the pan?  
I can see the pan.



Where is my cap?  
My cap is blue and red.

---



Where is my cap?  
My cap is blue and red.



